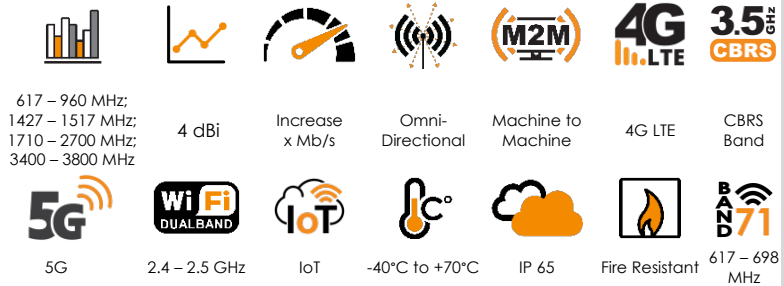


## OMNI-280

ANTENNAS | OMNI-280 SERIES

### OMNI-DIRECTIONAL, WIDEBAND, LTE/5G ANTENNA

617 - 3800 MHz; 4 dBi



APPLICATION AREAS

- **Future proof omni-directional wideband LTE SISO antenna**
- **Backwards compatible with 2G, 3G technologies**
- **Improves mobile network subscriber's user experience**
- **Increased connectivity stability**
- **Weatherproof enclosure**
- **Pole, wall or magnetic mountable**

#### Product Overview


The OMNI-280 antenna provides an innovative solution for the signal enhancement of 4G/3G and 2G networks. It is a unique magnetic, wall- or pole-mountable, single polarised, full LTE band antenna that incorporates an ultra-wideband element in a single housing. This antenna is a cost-effective solution for enhancing signal reception and throughput. The OMNI-280-01 antenna increases signal reliability, ensures higher data throughput for users and provides a stable, high-quality connection. This improves user experience and secures client retention. It is ideal for any application using the GSM network (LTE/HSPA/3G/EDGE/ GPRS).

#### Features

- Wideband frequency ranges from 617 to 3800 MHz
- Medium gain across frequency range
- Omni-directional radiation pattern for optimum coverage
- Magnetic, wall or pole mountable
- Lightweight
- Increase system transmission reliability

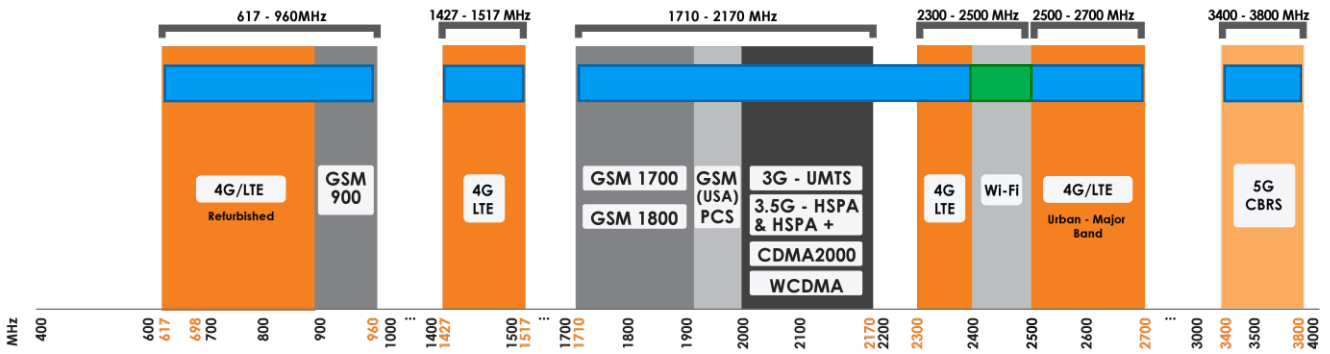
#### Application Areas

- M2M applications where machines and measurement devices need to be connected for real time monitoring and information transfer. (Telematics)
- Utilities for power and water metering.
- Security industry where cameras and other security equipment needs to be monitored.
- Retail point of sale equipment.
- Areas with poor data signal reception (indoor and outdoor).



**Frequency Bands**

The OMNI-280 is a wide-band antenna that works from 617 – 960 MHz | 1427 – 1517 MHz | 1710 – 2700 MHz | 3400 – 3800 MHz



Indicates the LTE bands on which OMNI-280 works



Indicates the WI-FI bands on which OMNI-280 works

**Antenna Derivatives**

Product Order Code (SKU)	OMNI-0280-01-V1	OMNI-0280-02-V1	OMNI-0280-08-V1
Ports	1	1	1
SISO / MIMO	SISO	SISO	SISO
Coax Cable Type	RG 58	RG 58	RG 58
Coax Cable Length	1 m	2 m	2 m
Connector Type	SMA (M)	SMA (M)	RA -SMA (M)
Product Weight	0.153kg	0.175kg	0.177kg
Packaged Weight	0.158kg	0.180kg	0.182kg
EAN	6009710923924	6009710923948	6009710923962

\*The coax cables & connectors are factory mounted to the antenna

## Electrical Specifications

<b>Frequency bands:</b>	617 – 960 MHz 1427 – 1517 MHz 1710 – 2700 MHz 3400 – 3800 MHz
<b>Gain (peak):</b>	1 dBi @ 617 - 960 MHz 1.5 dBi @ 1427 - 1517 MHz 3.5 dBi @ 1710 - 2700 MHz 4 dBi @ 3400 - 3800 MHz
<b>VSWR:</b>	<3:1 across 90% of the bands
<b>Feed power handling:</b>	10 W
<b>Input impedance:</b>	50 Ohm (nominal)
<b>Polarisation:</b>	Linear Vertical
<b>Coax cable loss:</b>	0.535 dB/m @ 900 MHz 0.76 dB/m @ 1500 MHz 0.79 dB/m @ 1800 MHz 0.97 dB/m @ 2400 MHz 1.1 dB/m @ 3000 MHz
<b>DC short:</b>	Yes

## Product Box Contents

<b>Antenna:</b>	A-OMNI-0280
<b>Mounting bracket:</b>	Pole/Wall and Desk (Magnetic /Velcro) Mount

## Mechanical Specifications

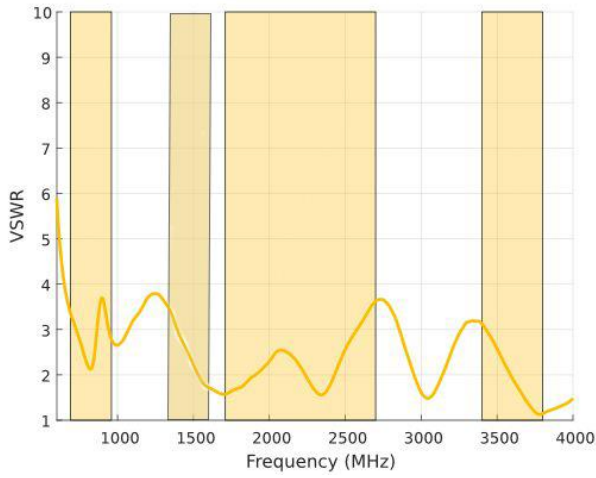
<b>Product dimensions</b>	157 mm x 61 mm x 44 mm
<b>Packaged dimensions:</b>	250 mm x 150 mm x 50 mm
<b>Radome material:</b>	ABS (Halogen Free)
<b>Radome colour:</b>	Pantone Cool Gray 1C
<b>Mounting Type:</b>	Pole/Wall and Magnetic/Velcro adhesive

## Environmental Specifications, Certification & Approvals

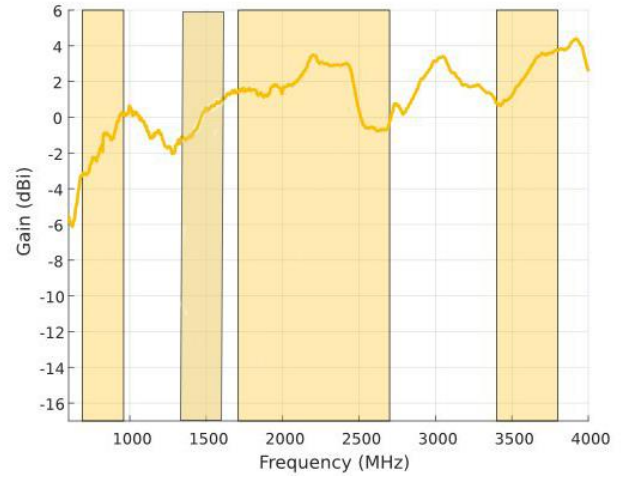
<b>Wind Survival:</b>	<120 km/h
<b>Temperature Range (Operating):</b>	-40°C to +70°C
<b>Environmental Conditions:</b>	Outdoor/Indoor
<b>Water ingress protection ratio/standard:</b>	IP 65
<b>Salt Spray:</b>	MIL-STD 810F/ASTM B117
<b>Operating Relative Humidity:</b>	Up to 98%
<b>Storage Humidity:</b>	5% to 95% - non-condensing
<b>Storage Temperature:</b>	-40°C to +70°C
<b>Enclosure Flammability Rating:</b>	UL 94-HB
<b>Impact resistance:</b>	IK 08
<b>Product Safety &amp; Environmental:</b>	Complies with CE and RoHS standards

**Antenna Performance Plots**

**VSWR**



**GAIN (EXCLUDING CABLE LOSS)**



**Voltage Standing Wave Ratio (VSWR)\***

VSWR is a measure of how efficiently radio-frequency power is transmitted from a power source, through a transmission line, into a load. In an ideal system, 100% of the energy is transmitted which corresponds to a VSWR of 1:1.

The OMNI-280 delivers superior performance across all bands with a VSWR of 3:1 or better across 90% of the bands.

\*VSWR measured without a cable

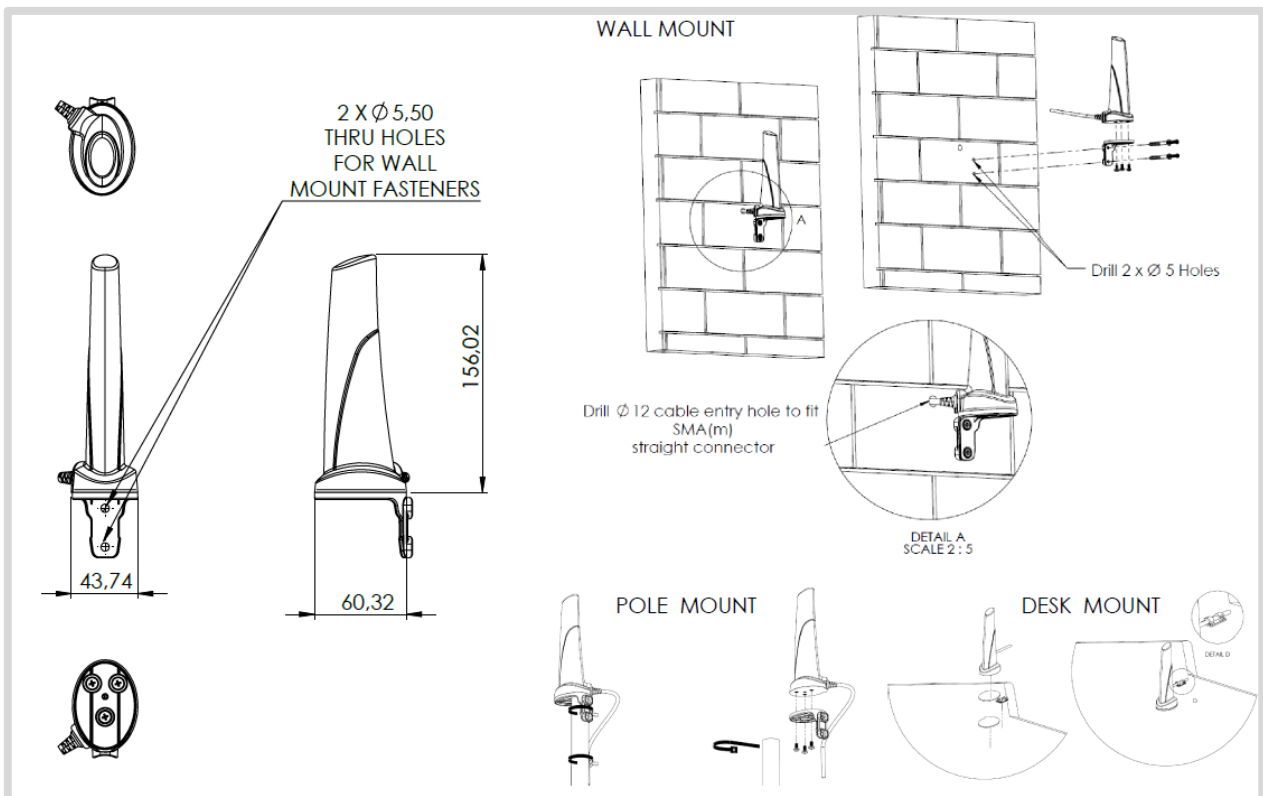
**Gain\* in dBi**

4 dBi is the peak gain across all bands from 617 – 3800 MHz

Gain @ 617 – 960 MHz:	1 dBi
Gain @ 1427 – 1517 MHz	1.5 dBi
Gain @ 1710 – 2700 MHz:	3.5 dBi
Gain @ 3400 – 3800 MHz:	4 dBi

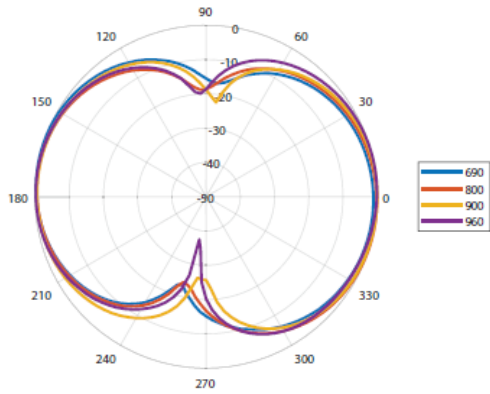
\*Antenna gain measured with polarisation aligned standard antenna

**Technical Drawings**

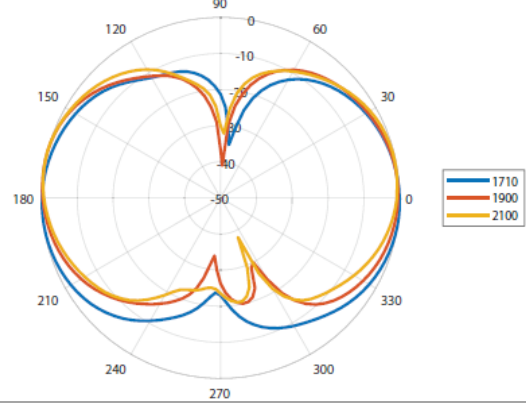


**Radiation Patterns**

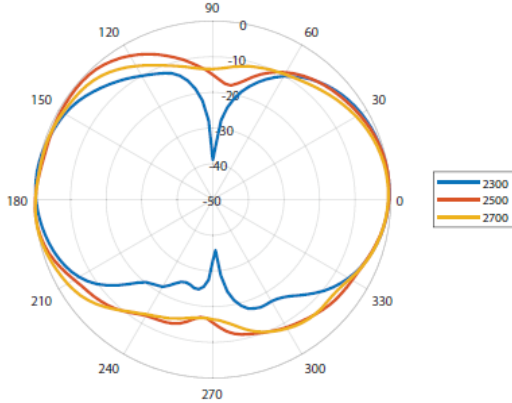
Elevation: 617 – 960 MHz



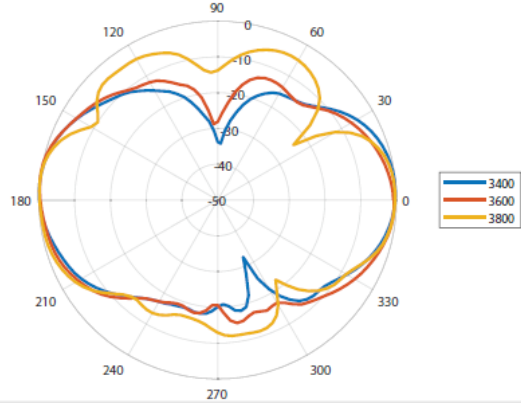
Elevation: 1710 – 2100 MHz



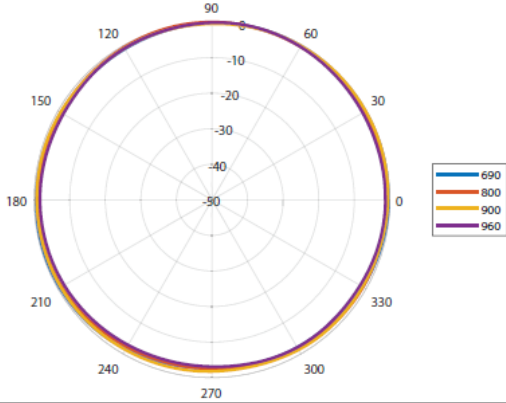
Elevation: 2300 – 2700 MHz



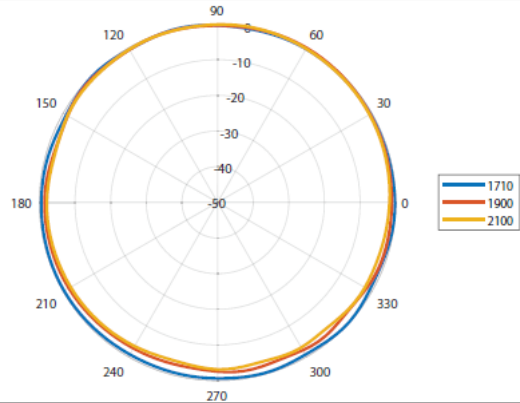
Elevation: 3400 – 3800 MHz



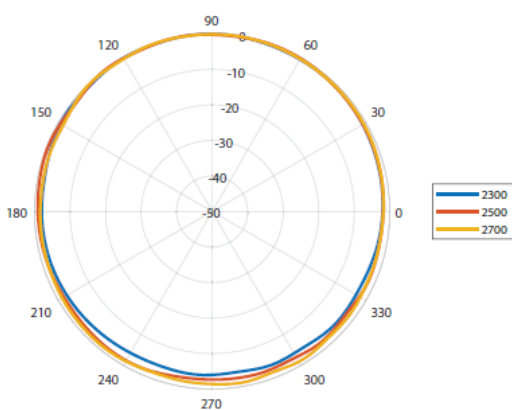
Azimuth: 617 – 960 MHz



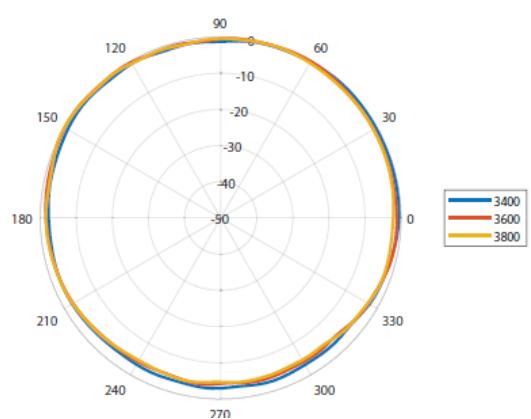
Azimuth: 1710 – 2100 MHz



Azimuth: 2300 – 2700 MHz



Azimuth: 3400 – 3800 MHz



**Mounting Options****Wall Mount**

Pole/Wall Mounting bracket (included)

**Desk/Surface Mount**

Magnetic Base, Adhesive and Velcro (included)

For temporary and low mobility installations.

**Pole Mount**

Pole/Wall Mounting bracket (included)

---

**Additional Accessories**

Various connectors available

See accessories technical specifications on [www.poynting.tech](http://www.poynting.tech)

---

**Contact Poynting****Poynting Antennas (Pty) Ltd - Head Office**

Unit 4, N1 Industrial Park  
Landmarks Avenue,  
Samrand, 0157  
South Africa

**Phone:** +27 (0) 12 657 0050

**E-mail:** sales@poynting.co.za

**Poynting Europe**

Regus Business Center Neue Messe Riem  
Kronstadter Straße 4  
81677 München  
Germany

**Phone:** +49 89 208026538

**E-mail:** sales-europe@poynting.tech

**Poynting USA**

1804 Owen Court, Suite 104,  
Mansfield,  
TX 76063  
USA

**Phone:** +1 817 533-8130

**E-mail:** sales-us@poynting.tech